

### Specification

Nominal Voltage	12V	
Nominal Capacity(20HR)	7.0AH	
Dimensions	Length	151±2mm (5.95 inches)
	Width	65±1mm (2.54 inches)
	Container Height	93.5±1mm (3.68 inches)
	Total Height (with Terminal)	99±1mm (3.90 inches)
Approx Weight	Approx 2.26 kg (4.98lbs)	
Terminal	T2	
Container Material	ABS	
Rated Capacity	7.00 AH/0.350A	(20hr, 1.80V/cell, 25°C/77°F)
	6.53 AH/0.653A	(10hr, 1.80V/cell, 25°C/77°F)
	5.80 AH/1.16A	(5hr, 1.75V/cell, 25°C/77°F)
	5.13 AH/1.71A	(3hr, 1.75V/cell, 25°C/77°F)
	4.26 AH/4.26A	(1hr, 1.60V/cell, 25°C/77°F)
Max. Discharge Current	105A (5s)	
Internal Resistance	Approx 23mΩ	
Operating Temp. Range	Discharge	-15~50°C (5~122°F)
	Charge	0~40°C (32~104°F)
	Storage	-15~40°C (5~104°F)
Nominal Operating Temp. Range	25±3°C (77±5°F)	
Cycle Use	Initial Charging Current less than 2.1A. Voltage	
	14.4V~15.0V at 25°C(77°F)Temp. Coefficient -30mV/°C	
Standby Use	No limit on Initial Charging Current Voltage	
	13.5V~13.8V at 25°C(77°F)Temp. Coefficient -20mV/°C	
Capacity affected by Temperature	40°C (104°F)	103%
	25°C (77°F)	100%
	0°C (32°F)	86%
Self Discharge	TRV LP series batteries may be stored for up to 6 months at 25°C(77°F) and then a freshening charge is required. For higher temperatures the time interval will be shorter.	



### Applications

- ◆ All purpose
- ◆ Uninterruptable Power Supply (UPS)
- ◆ Electric Power System (EPS)
- ◆ Emergency backup power supply
- ◆ Emergency light
- ◆ Railway signal
- ◆ Aircraft signal
- ◆ Alarm and security system
- ◆ Electronic apparatus and equipment
- ◆ Communication power supply
- ◆ DC power supply
- ◆ Auto control system



### Constant Current Discharge (Amperes) at 25 °C (77°F)

F.V/Time	5min	10min	15min	20min	30min	45min	1h	2h	3h	4h	5h	6h	8h	10h	20h
1.85V/cell	16.0	11.7	9.97	8.46	6.17	4.52	3.60	2.14	1.60	1.30	1.10	0.95	0.756	0.626	0.343
1.80V/cell	19.2	13.7	11.3	9.20	6.65	4.80	3.83	2.24	1.66	1.35	1.14	0.99	0.783	0.653	0.350
1.75V/cell	21.5	14.9	12.0	9.70	6.92	4.99	3.98	2.31	1.71	1.38	1.16	1.01	0.795	0.663	0.357
1.70V/cell	23.4	15.9	12.8	10.2	7.18	5.12	4.05	2.36	1.75	1.41	1.19	1.03	0.812	0.672	0.361
1.65V/cell	25.5	16.8	13.4	10.6	7.43	5.28	4.17	2.40	1.77	1.43	1.21	1.04	0.823	0.680	0.365
1.60V/cell	26.8	17.6	13.8	10.9	7.64	5.42	4.26	2.46	1.81	1.46	1.23	1.06	0.837	0.690	0.371

### Constant Power Discharge (Watts/cell) at 25 °C (77°F)

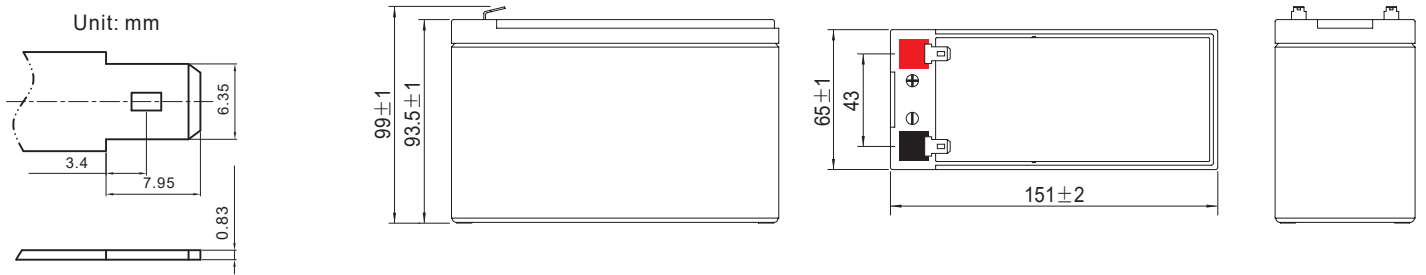
F.V/Time	5min	10min	15min	20min	30min	45min	1h	2h	3h	4h	5h	6h	8h	10h	20h
1.85V/cell	30.3	22.3	19.2	16.4	12.0	8.86	7.09	4.23	3.17	2.59	2.20	1.91	1.52	1.26	0.694
1.80V/cell	35.9	25.8	21.5	17.7	12.9	9.37	7.52	4.42	3.30	2.69	2.27	1.97	1.57	1.31	0.704
1.75V/cell	39.8	28.0	22.8	18.6	13.4	9.72	7.79	4.55	3.37	2.74	2.31	2.00	1.59	1.33	0.716
1.70V/cell	42.8	29.5	24.0	19.3	13.8	9.89	7.88	4.61	3.42	2.78	2.34	2.03	1.61	1.33	0.718
1.65V/cell	45.7	30.7	24.8	19.8	14.1	10.1	8.02	4.65	3.45	2.80	2.36	2.05	1.62	1.34	0.720
1.60V/cell	47.0	31.5	25.1	20.1	14.3	10.3	8.13	4.73	3.50	2.83	2.39	2.07	1.63	1.35	0.728

Specifications subject to change without notice.

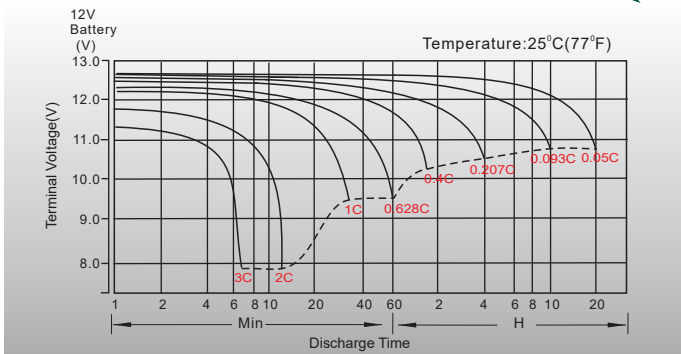
# Dimensions

## T2 Terminal

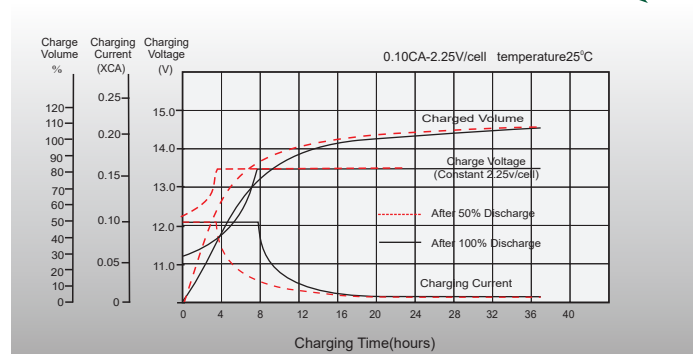
Unit: mm



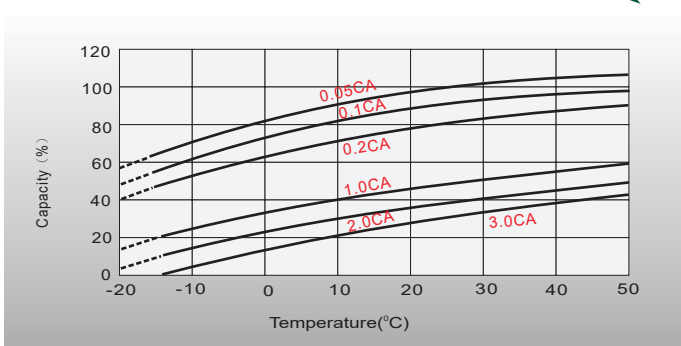
## Discharge Characteristics



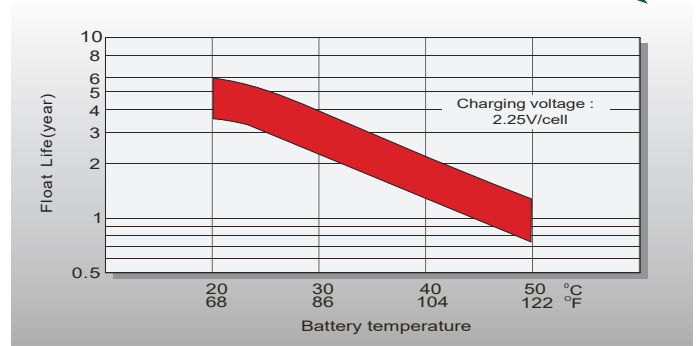
## Float Charging Characteristics



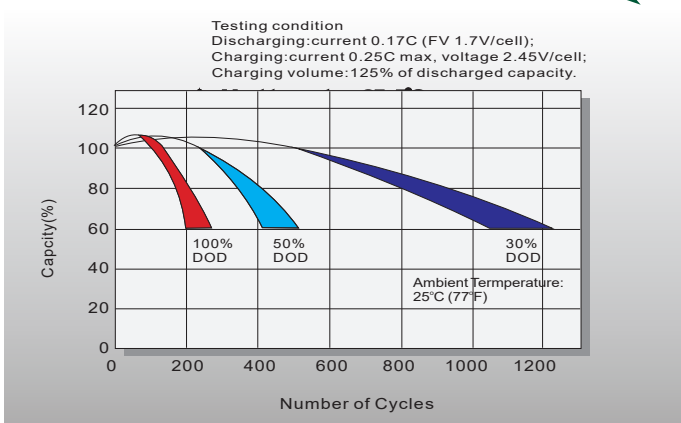
## Temperature Effects in Relation to Battery Capacity



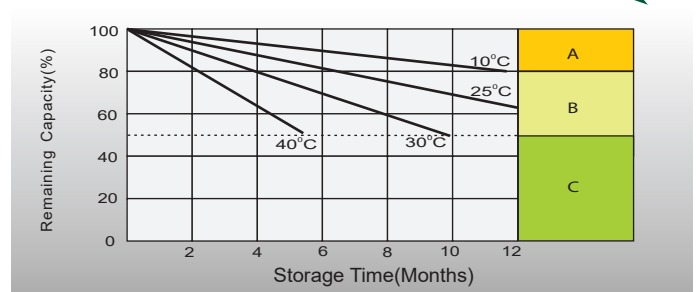
## Effect of Temperature on Long Term Float Life



## Cycle Life in Relation to Depth of Discharge



## Self Discharge Characteristics



- A** No supplementary charge required  
(Carry out supplementary charge before use if 100% capacity is required.)
- B** Supplementary charge required before use. Optional charging way as below:  
1. Charged for above 3 days at limited current 0.25CA and constant voltage 2.25V/cell.  
2. Charged for above 20hours at limited current 0.25CA and constant voltage 2.45V/cell.  
3. Charged for 8-10hours at limited current 0.05CA .
- C** Supplementary charge may often fail to recover the capacity .  
The battery should never be left standing till this is reached.

Sales Office